

**SPECIFICATIONS**


**Features/Benefits**



- Includes Treysta™ Pressure Balance Ceramic Disc Cartridge
- Requires Treysta™ Rough-In Valve, G00GS500 Series (Horizontal Inputs) or G00GS520 Series (Vertical Inputs)
- Showerhead Sold Separately
- Accommodates Standard, Back-to-Back, and Thin Wall Installations



**Available Color/Finishes**

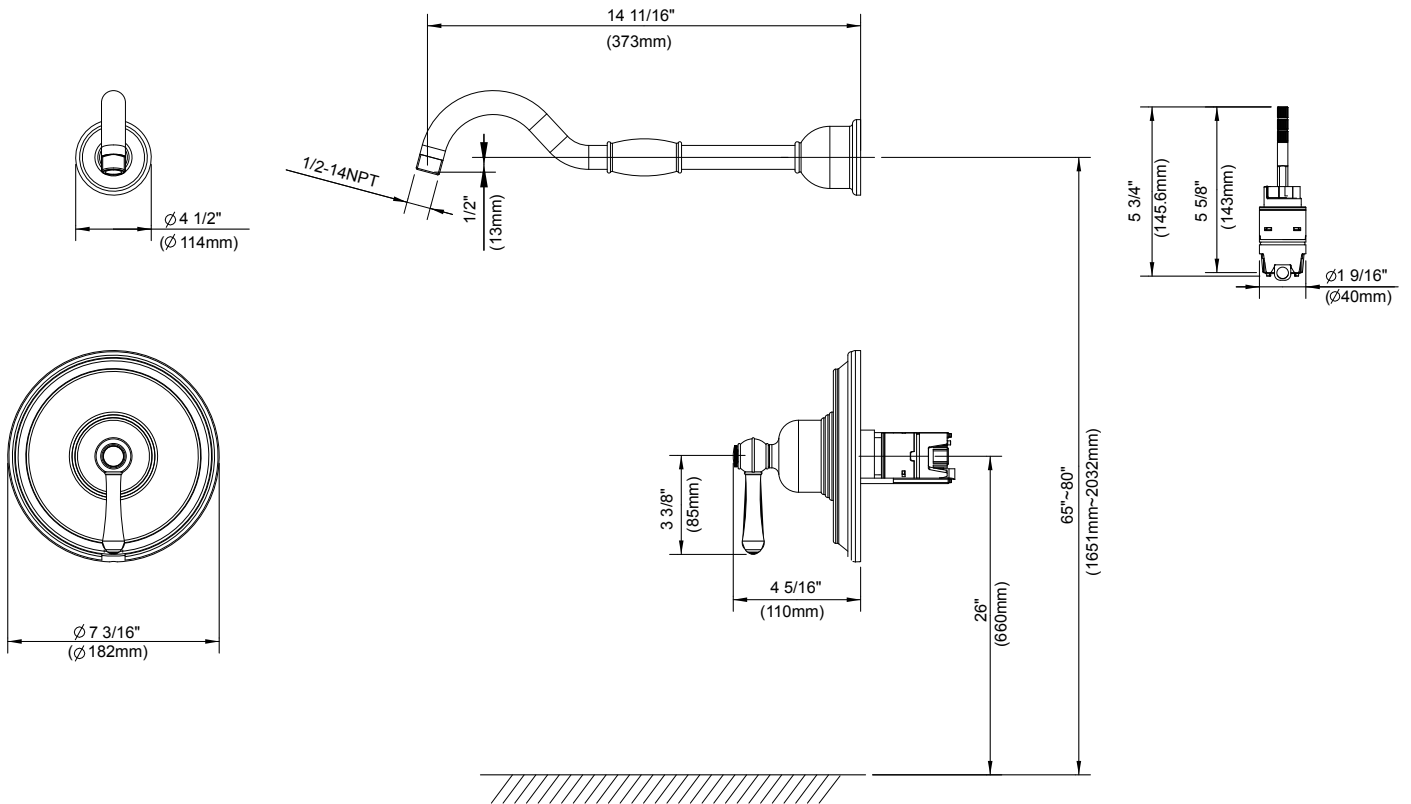
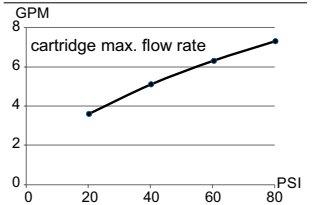
Color	Description
	Chrome

Please see danze.com or current price list for available finishes.  
Finish is defined by additional suffix.

**Standards & Certifications**



**Flow Rate**



**Submittal Information:**

Name: \_\_\_\_\_ Contractor: \_\_\_\_\_  
 Location: \_\_\_\_\_ Contact #: \_\_\_\_\_